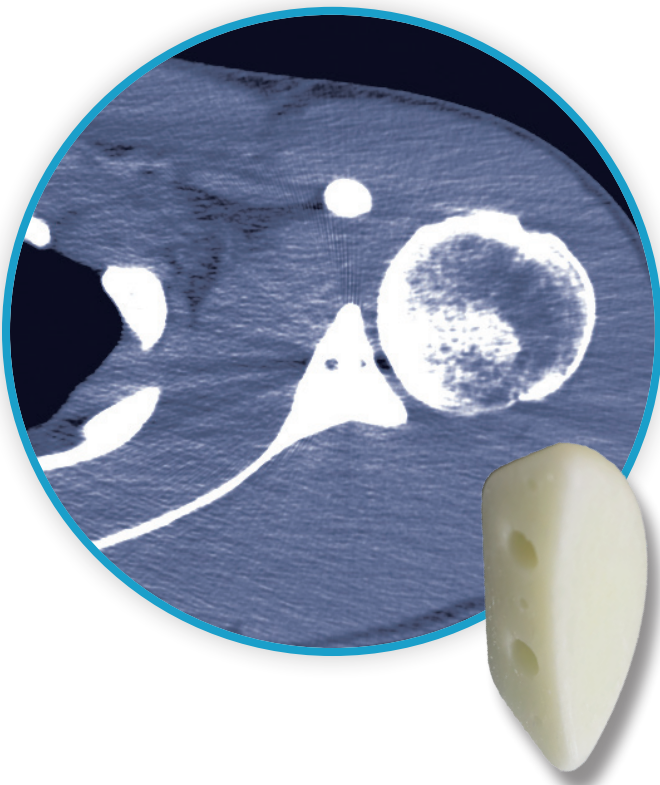


Glenoid Grafting without the Grief

The Glenojet® Allograft System was created to replace and augment anterior glenoid bone loss associated with trauma, recurrent dislocation or unstable shoulder. It eliminates the procedural steps and surgical time associated with autograft bone harvesting and preparation and is a great alternative to a Latarjet procedure.



- Pre-shaped, pre-drilled human cortical allograft reduces operative and prep time
- Sling effect can still be achieved without the need for dissecting the coracoid
- Excellent revision option for failed Latarjet

Pre-shaped. Pre-drilled. Precise.

Avoids complications

related to access and coracoid harvest

- **Instrumentation & operative technique designed to avoid activity** near musculocutaneous and axillary nerves, and brachial plexus & axillary arteries

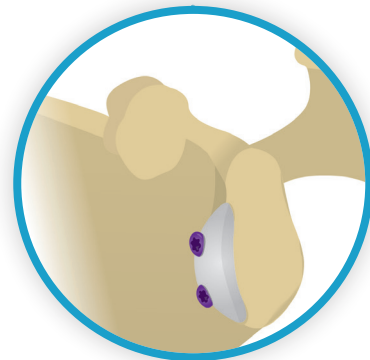
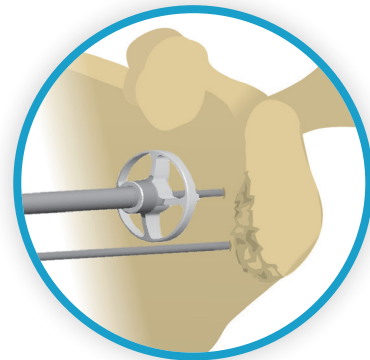
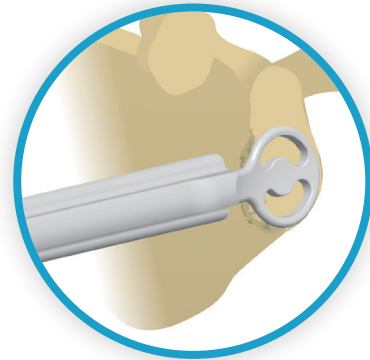
Reduces operative time

- Completely disposable off-the-shelf instrument system
- Sling effect still available using conjoined tendon and suture

Provides a perfect fit

for a truly anatomic restoration

- Available in 2 sizes: Standard or Large:
 - G500-0200: 10MM X 29MM (Ø33mm Glenoid)
 - G500-0300: 12MM X 32MM (Ø36mm Glenoid)
- Sourced from AATB certified facility



Anika Therapeutics, Inc.

28 Forge Parkway, Franklin, MA 02038

1-508-520-3003 | stayactive@anika.com

www.anika.com | Anika. Restore Active Living.™ | Stay Active®

This document and information is intended for markets where regulatory approval has been granted.

Anika, ArthroSurface, Glenojet, Stay Active, and Restore Active Living are trademarks and/or registered trademarks of Anika Therapeutics, Inc. and its affiliates in certain jurisdictions.

System designed and manufactured in the USA | Printed in the USA

©2023 Anika Therapeutics, Inc. All rights reserved.

AML 900-506 REV 01