ANIKA

WaveKahuna®

Patellofemoral Arthroplasty System

The Next Wave in Patellofemoral Arthroplasty

The WaveKahuna® Patellofemoral Arthroplasty Systems utilize the inherent advantage of its proprietary Inlay Technology to address the full treatment spectrum of patellofemoral pathology including:

- Isolated PF Arthrosis and Arthritis
- PF Malalignment
- PF Instability
- Dysplasia

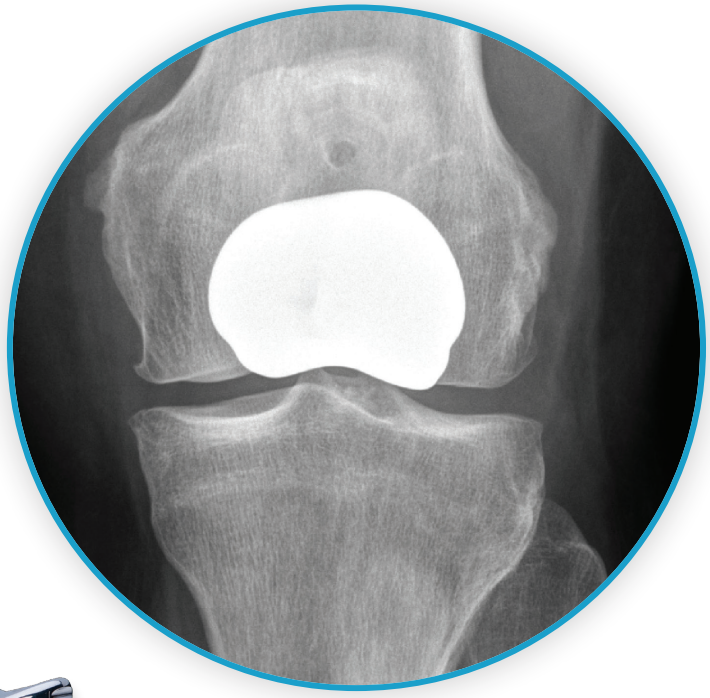

Halt the Pain. Halt the OA. Restore the Motion.

"**None of the patients in the inlay group showed progression of tibiofemoral OA.** In contrast, the onlay group showed significant progression... with 53% of the patients showing progression of medial and/or lateral tibiofemoral OA." [1]

"At 5 year follow-up...**no significant progression** of tibiofemoral OA was observed"[2]

WaveKahuna® is marketed and sold under the trademark PF Kahuna™ in the EU and UK

arthrosurface®
Arthrosurface has joined **Anika**

WaveKahuna® *Patellofemoral Arthroplasty System*

25 Different Patient Matched Curvature Options & 3 Footprints to Address Any PF Pathology

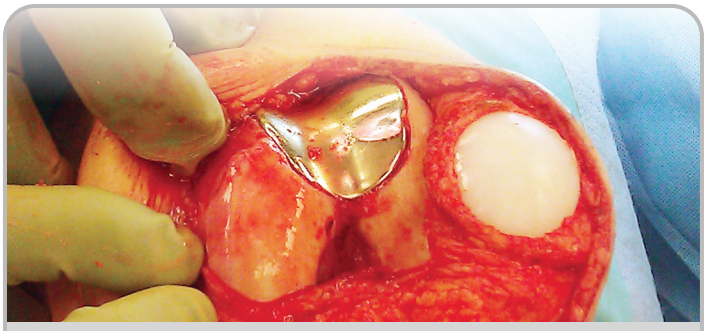

Full Coverage Inlay

Larger lateralized flange provides complete lateral and superior trochlear coverage. Maintains joint biomechanics, soft tissue tension & extensor mechanism.

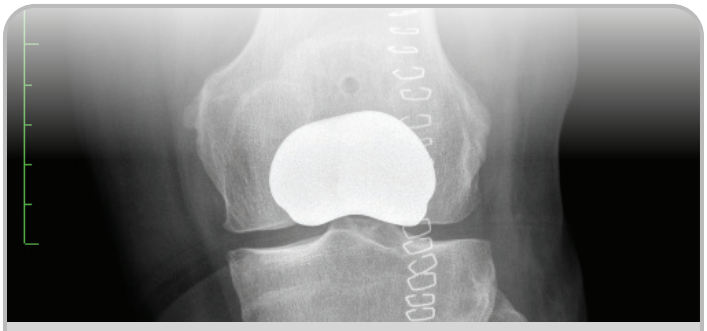

Bone Preservation

Minimal bone removal benefits surgical revision to larger implants.

Motion Preservation

Active alternative to onlay arthroplasty and total knee replacement.



Patient Indications

Designed specifically for patients suffering from extensive patellofemoral pathology including chronic instability, and dysplasia.

For complete product information, please visit: **www.arthrosurface.com | www.anika.com**

1. Feucht MJ, Cotic M, Beitzel K et al (2017) A matched-pair comparison of inlay and onlay trochlear designs for patellofemoral arthroplasty: no differences in clinical outcome but less progression of osteoarthritis with inlay designs. Knee Surg Sports Traumatol Arthrosc 25:2784–2791
2. Imhoff AB, Feucht MJ, Bartsch et al (2018) High patient satisfaction with significant improvement in knee function and pain relief after mid-term follow-up in patients with isolated patellofemoral inlay arthroplasty. Knee Surg Sports Traumatol Arthrosc: DOI: 10.1007/s00167-018-5173-2

arthrosurface®
Arthrosurface has joined **Anika**

Anika. Restore Active Living.™ | #StayActive®

28 Forge Parkway · Franklin, MA 02038 · 1 508 520 3003 · stayactive@anika.com

©2022 Arthrosurface, Inc. | PN PN 2001-4006 REV C

Arthrosurface and WaveKahuna are registered trademarks of Arthrosurface

WaveKahuna® is marketed and sold under the trademark PF Kahuna™ in the EU and UK

ANIKA