


Shoulder Arthroscopy Set

Product Brochure




Shoulder Arthroscopy Set

Shoulder Arthroscopy Instrument Set

The Anika Shoulder Arthroscopy Set is a comprehensive autoclavable instrument set that supports operating room efficiency by offering an all-in-one solution for shoulder arthroscopy tissue and suture management and cutting, as well as bony preparation. The set's contents are smartly laid out in 5 removable caddies that may be arranged in the tray or on the back table according to surgeon preference and operating room space considerations. The Anika Arthroscopy Shoulder Set's case is protected on each corner by durable thermoplastic feet that may support tray longevity and reduce tearing of sterile wraps. See below for a detailed view of set layout and standard instrument configuration.

ArthroForcep™ Caddy

The ArthroForcep Caddy is designed to house a comprehensive array of instrumentation for arthroscopic tissue and suture management and cutting. The caddy has 12 dedicated spots that you can mix and match instrumentation with similar handles. The ArthroForcep Caddy is placed directly on top of the bottom section of instruments in the tray, and will be one of the first caddys you will see. Recommended list of arthroscopic instruments are listed below.




ArthroForcep Caddy - (Standard Configuration)		
Ref. #	Part #	Description
1	234300p	Knotless Flush Cutter
2	231220p	Multi Suture Cutter
3	394300p	Forked Tissue Grasper
4	397300p	Tissue Grasper w/ Ratchet
5	604200p	Suture Grasper with Ratchet
6	605100p	Suture Tape Grasper
7	601200p	Suture Manipulator Grasper
8	398331p	Penetrating Grasper, 35 Up - Tape Compatible
9	398300p	Penetrating Grasper, Straight - Tape Compatible
10	328342p	CleverHook™ Left - Tape Compatible
11	328332p	CleverHook™ Right - Tape Compatible
12	20255	ProPass Suture Passer, with auto-capture or non auto-capture*

*Sterile, disposable needle ordered separately, part # 11679

X-Twist™ Caddy


The X-Twist Caddy has 4 dedicated spots to hold awls/taps for the X-Twist Fixation System.



X-Twist Caddy		
Ref. #	Part #	Description
1	XT04701	X-Twist 4.75 & 5.5 Awl
2	XT04702	X-Twist 3.6mm awl for 4.75
3	XT05500	X-Twist 5.5 Tap
4	XT04700	X-Twist 4.75 Tap

Twist Caddy

The Twist Caddy has 4 dedicated spots for awls/taps for the Twist PEEK/Twist Biocomposite.

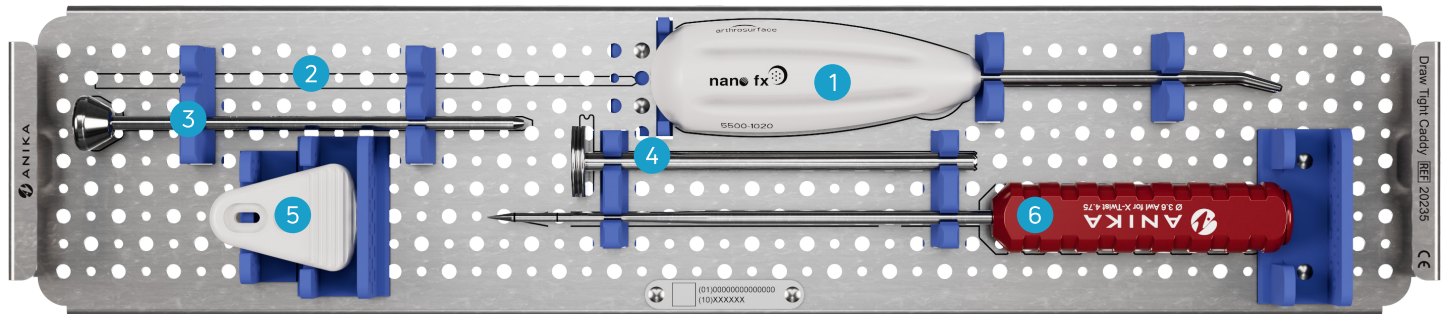


Twist Caddy		
Ref. #	Part #	Description
1	11177	Tap for Twist Biocomposite 4.5
2	10277	Tap for Twist PEEK 5.5 and 6.5
3	11178	Tap for Twist 5.5 Biocomposite
4	10609	Tap for Twist 4.5 PEEK

Shoulder Arthroscopy Set

DrawTight™ Caddy

The DrawTight Caddy is a rotator cuff repair focused caddy that has 6 dedicated spots for 3.2mm DrawTight instruments and NanoFx® instrumentation for nanofracture marrow stimulation.

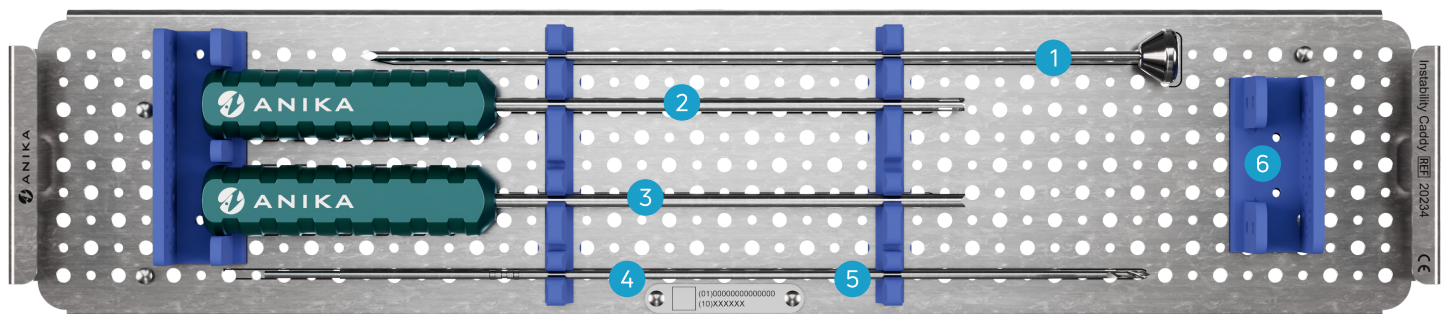


DrawTight Caddy		
Ref. #	Part #	Description
1	5500-1020	NanoFx Handle, Angled Tip*
2	Open	
3	10933	Obturator, cannulated and conical tip
4	10591	3.2mm Draw Tight, drill guide
5	FURS-010R	NanoFx Reusable thumb pad
6	10365	3.2mm Universal Awl for 3.2mm DrawTight, 4.5mm Twist & 4.5mm Push-In

*FURS-2101 - Single use sterile PleuriStik Guide Wire, not included in tray.

Instability Caddy

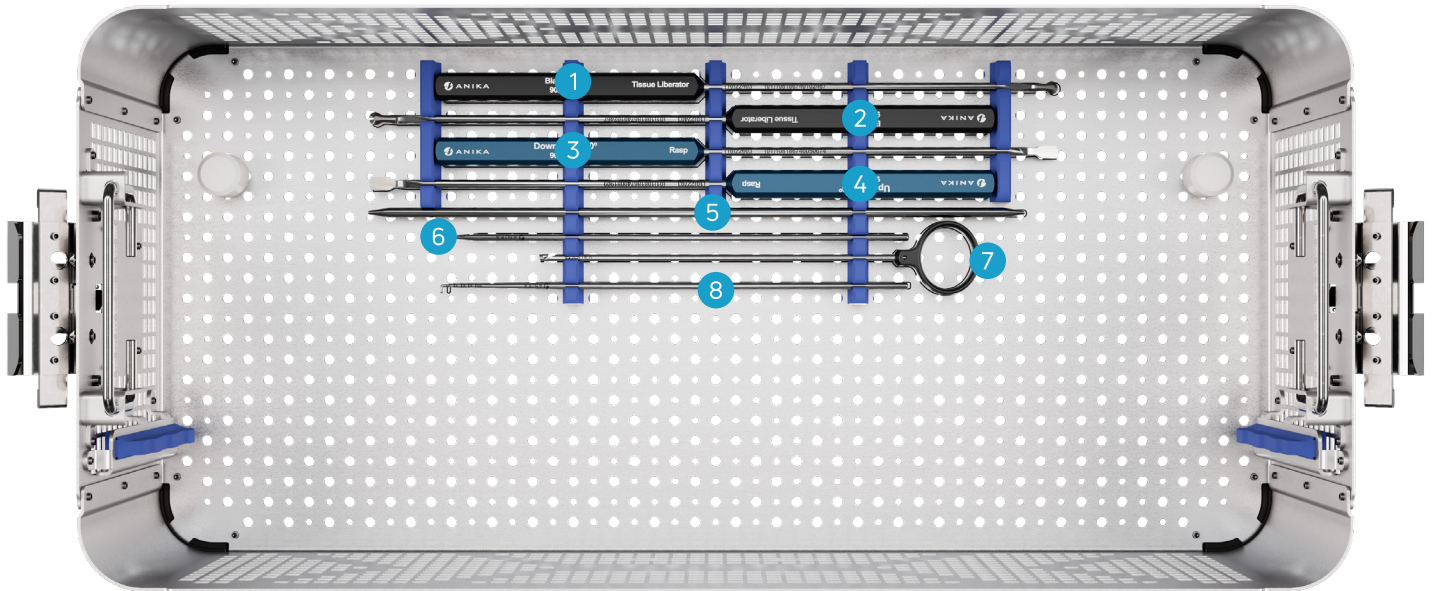
The Instability Caddy has 6 dedicated spots for drills and drill guides for instability suture anchors like the 1.8mm DrawTight, 2.8mm PEEK CF/AP Push-In or Knotless PEEK CF/PEEK/Biocomposite anchors.



Instability Caddy		
Ref. #	Part #	Description
1	10405/10406	Trocar tip obturator or blunt tip obturator
2	10330	V-mouth drill guide
3	10446	8-point drill guide
4	10590U	1.8 Draw Tight Drill bit
5	10615U	8 Knotless drill bit, w/positive stop
6	Open	

Bottom of Tray

There are 8 spots at the bottom of the tray dedicated for low profile arthroscopic instruments used in the management of suture, soft tissue and bone.

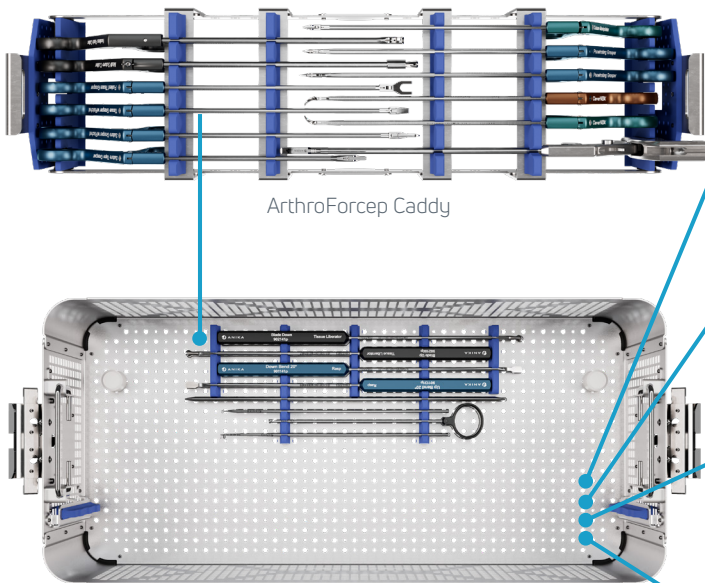


Bottom of Tray		
Ref. #	Part #	Description
1	901141p	Rasp Down
2	901131p	Rasp Up
3	902141p	Tissue Liberator Blade Down
4	902100p	Tissue Liberator Blade Up
5	900120p	Switching Stick
6	201200p	Crochet Hook
7	301200p	Knot Manipulator full loop
8	pb338p	Calibrated probe

Layers of the Shoulder Arthroscopy Set

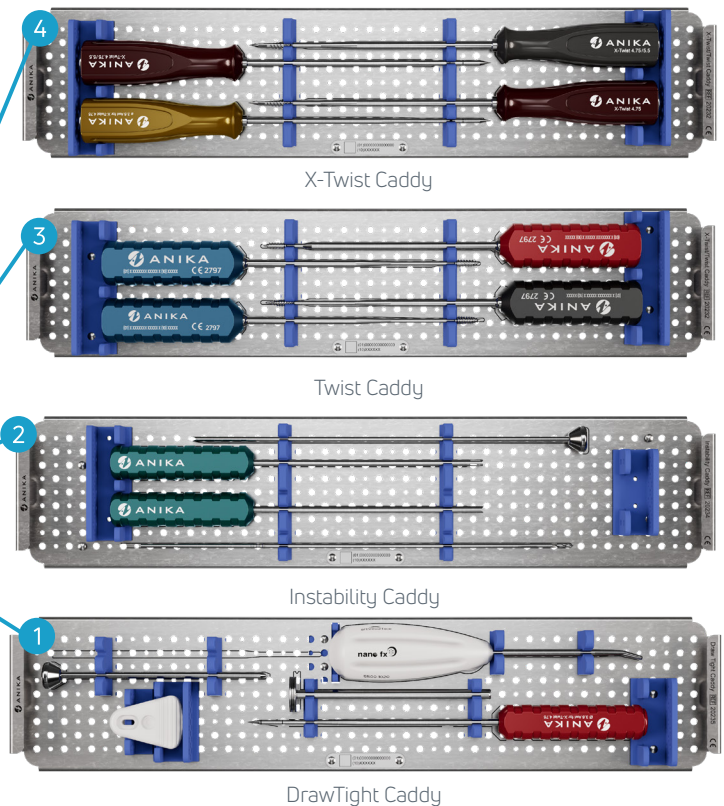
How to box & unbox the instrument set

Upper Layers



ArthroForcep Caddy

Lower Layers



X-Twist Caddy

Twist Caddy

Instability Caddy

DrawTight Caddy

Shoulder Arthroscopy Set	
Part #	Description
20230	Anika Shoulder Arthroscopy Set*

*Instruments must be ordered separately.



NOTE: When repacking the tray, the ArthroForcep caddy is stacked over the instruments on the bottom of the tray, and the other four caddies may be restacked in any order in the lower portion of the tray.

Anika Therapeutics, Inc.

Parcus Medical, LLC
 6423 Parkland Dr., Sarasota, FL 34243
 1-877-746-2972 | ParcusCS@anika.com
www.anika.com | Anika. Restore Active Living.™ | Stay Active®

This document and information is intended for markets where regulatory approval has been granted. Anika, Parcus, ArthroForcep, DrawTight, X-Twist, Stay Active, and Restore Active Living are trademarks and/or registered trademarks of Anika Therapeutics, Inc. and its affiliates in certain jurisdictions. System designed and manufactured in the USA | Printed in the USA ©2023 Anika Therapeutics, Inc. All rights reserved. AML-900-520 REV 01